

Educational Senior Network

HELPING THE OVER-50s

Survey among non-students



Erasmus+

funded by the European Union
programme for education,
training, youth and sport
2014 - 2020



U3A BYTOM

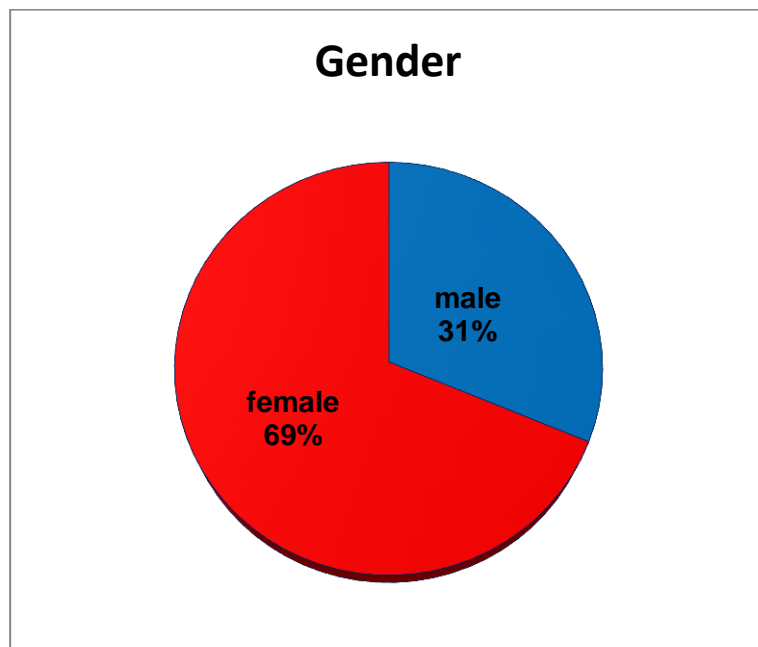
POLAND

Part A – PERSONAL DATA

A.1 The country where you live:

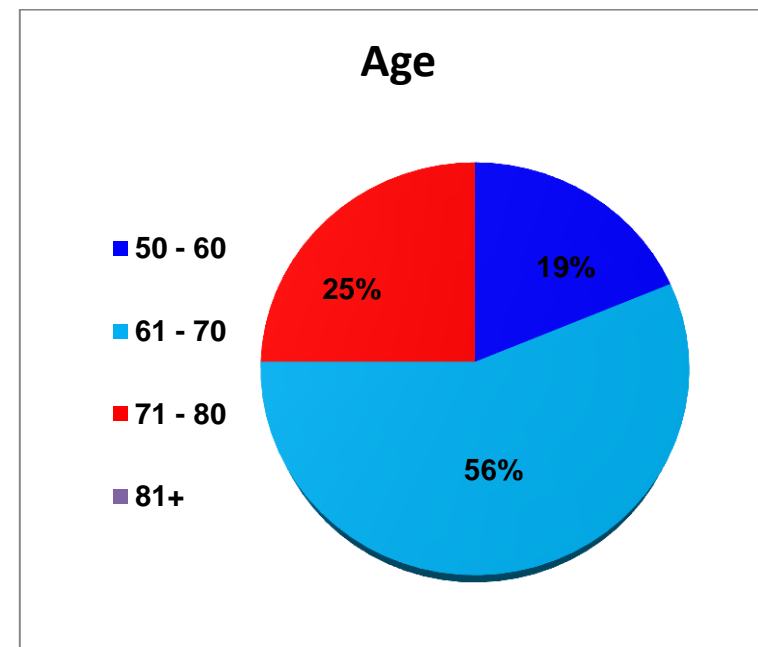
16 respondents – 100% (non-students) are living in Bytom, Poland.

A.2 Gender



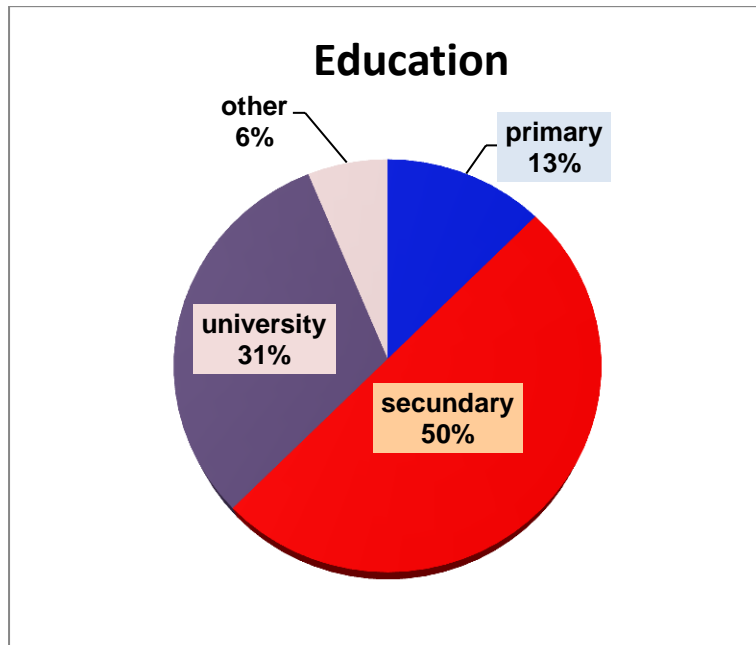
Male 5 participants, female 11 participants

A.3 Age



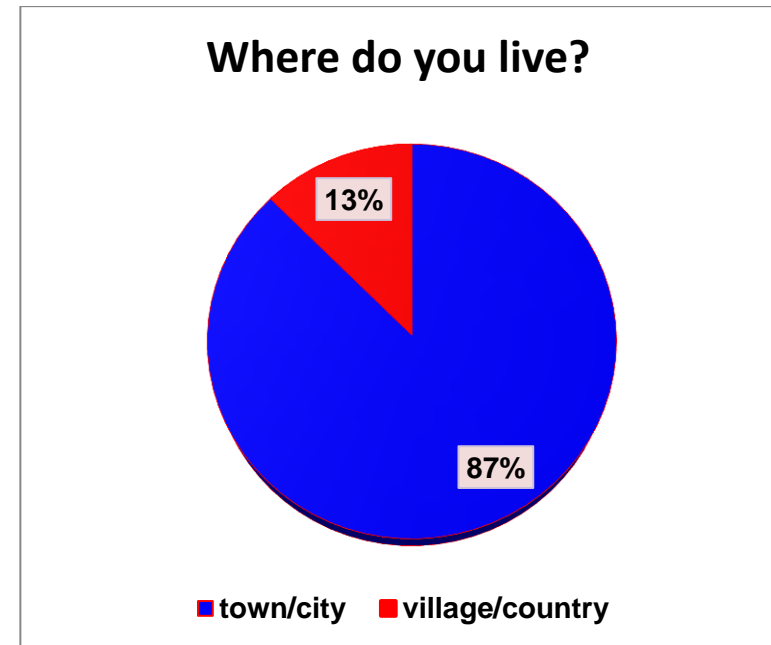
The respondents in the age 50-60 are 3 persons, in the age 61-70, are 9 persons and in the age 71-80 are 4 persons.

A.4 Education



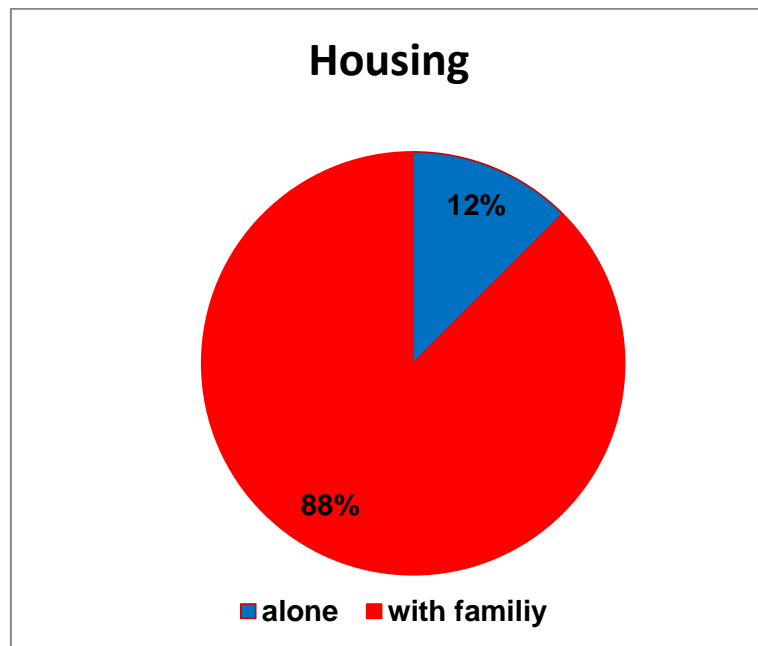
The biggest group of seniors have a secondary education 8 persons, The university 5 persons of respondents, primary school 2 persons and other 1 person.

A.5 Place of living



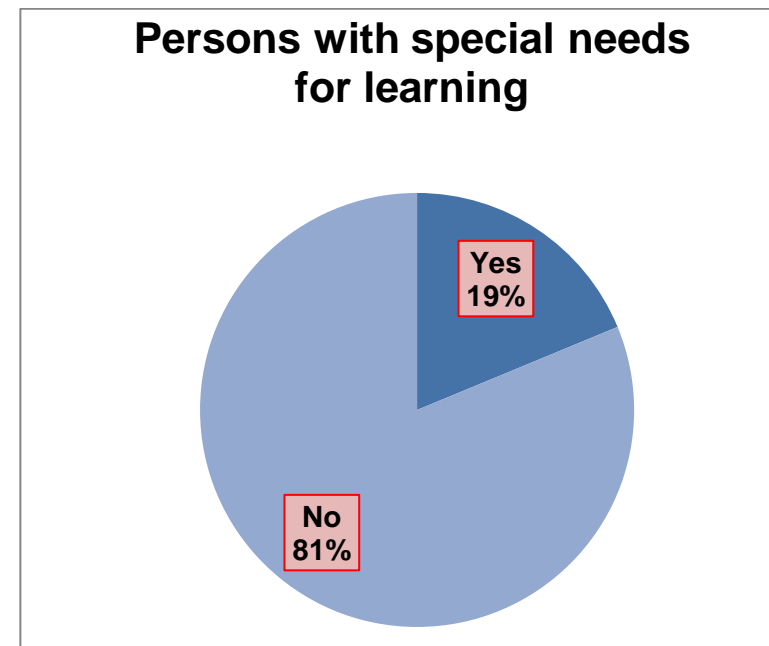
14 respondents are living in the town/city and 2 persons are living in the village/country.

A. 6 Housing



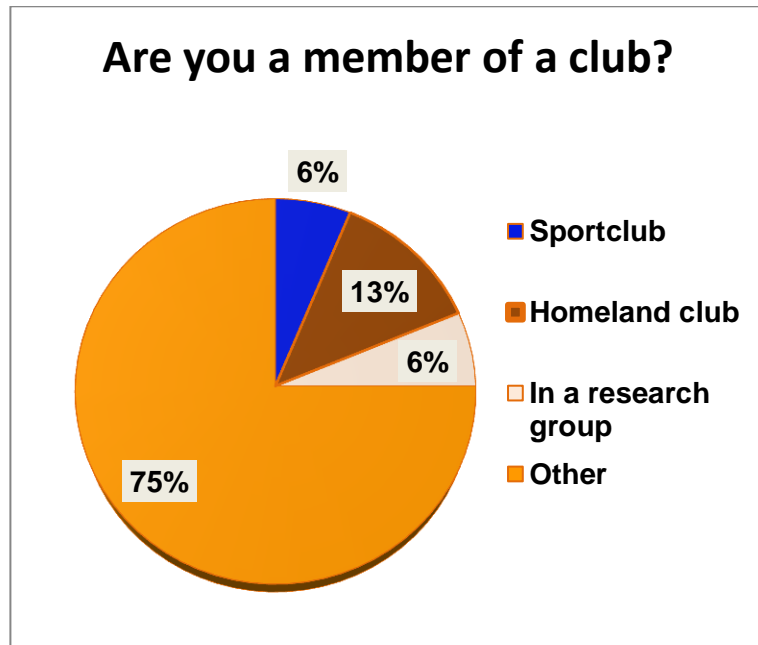
From all respondents are 14(88%) living with members of the family in an apartment or house and 2 persons (12%) is living alone in his/her own flat/house.

A.7 Persons with special needs for learning (physically handicapped)



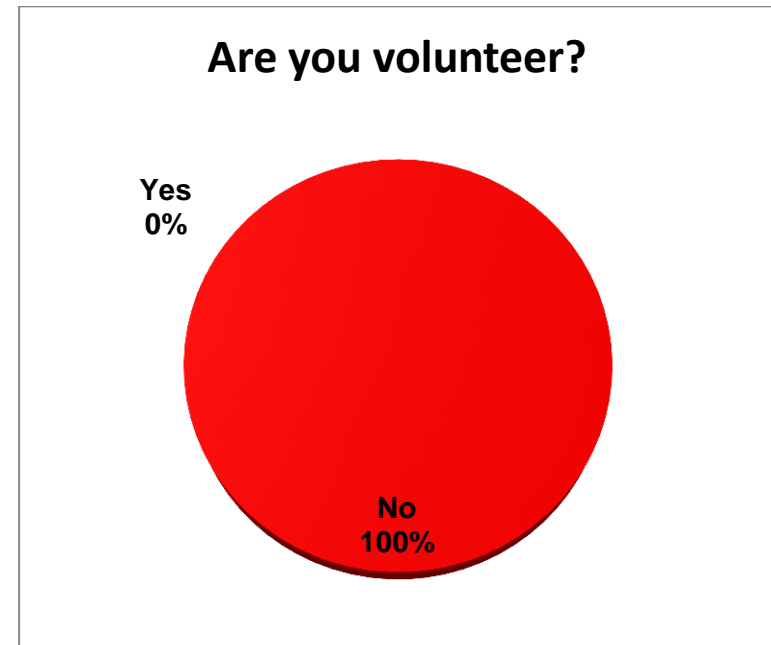
From all respondents are 3 persons handicapped and 13 persons no.

A.8 Are you member of a club?



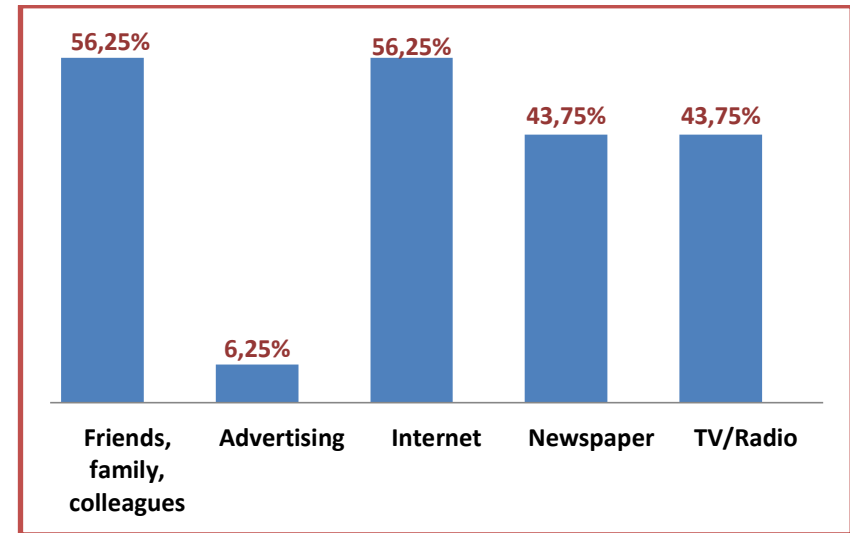
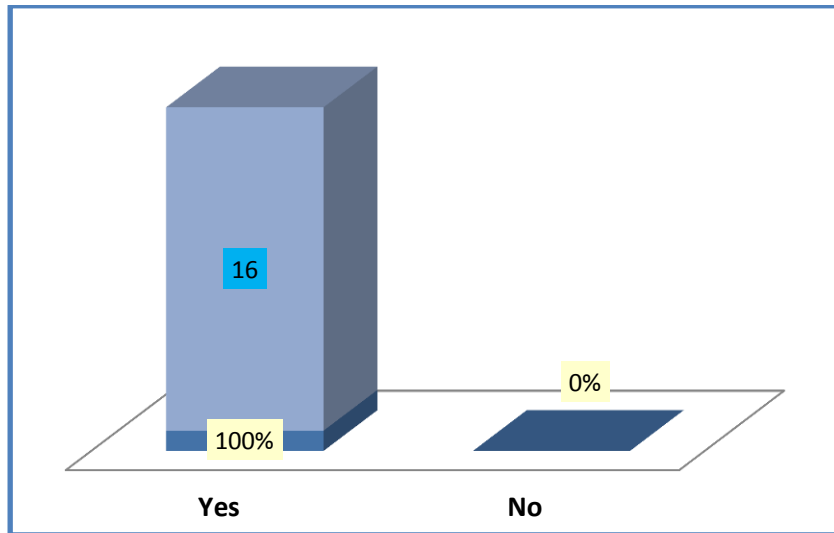
Member of a sportclub is 1 person same as in the research group. In homeland club are 2 respondents and in Other are 12 interviewed persons as a member of a club.

A.9 Are you volunteer?



Part B – LEARNING

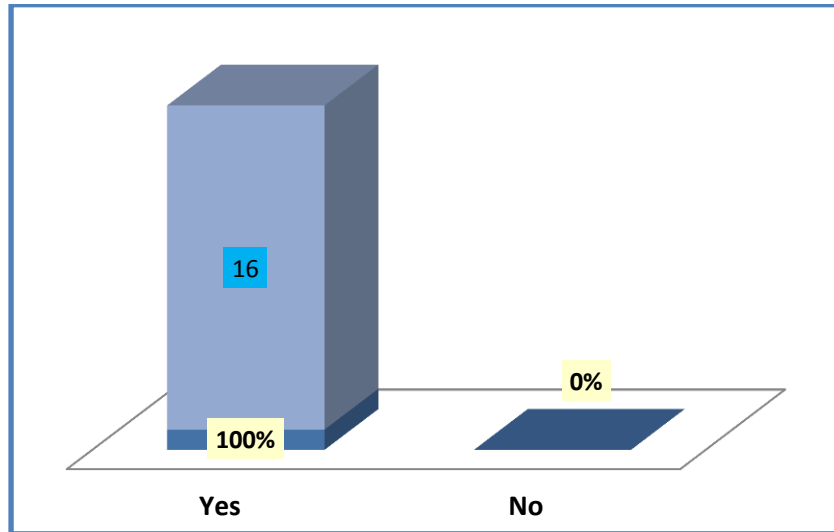
B.1 Do you think learning in later life is important and you are interesting in taking part in learning activities?



B.2 How do you find out about learning possibilities? Where can you find out about learning possibilities?

9 respondents find information from the friends, family and colleagues, 1 from the advertising, 9 from internet, 7 from newspaper and 7 from TV/Radio.

B.3 Do you know University of the Third Age?



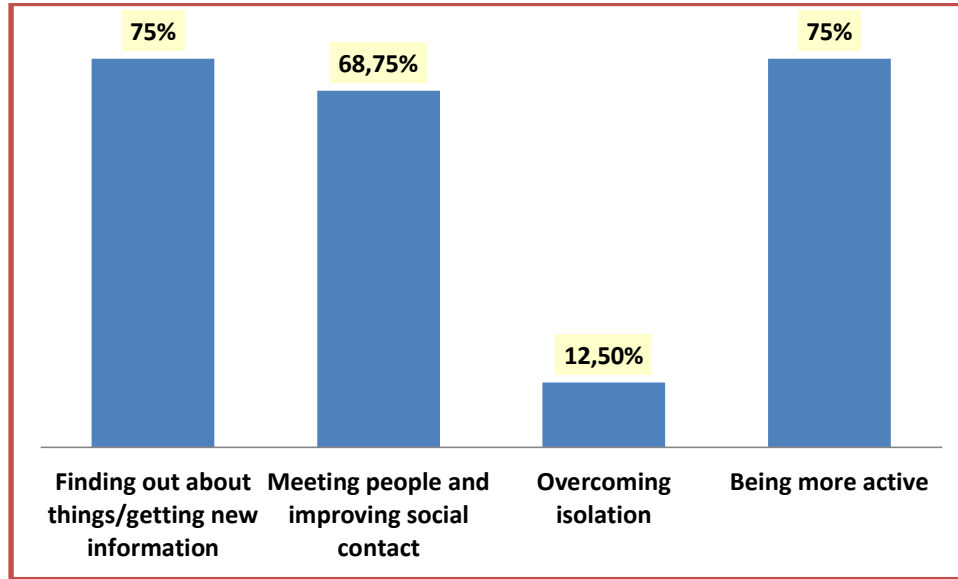
B.4 Which other learning activities for the over 50s in your region are you familiar with?

Category	Respondents	Percentage
Foreign language courses	2	12,5%
Lectures in Museum	3	18,75%
Lectures in Seniorscouncil	1	6,25%
Other	10	62,5%
Total	16	100%

B.5 Which of these learning activities would be suitable for you?

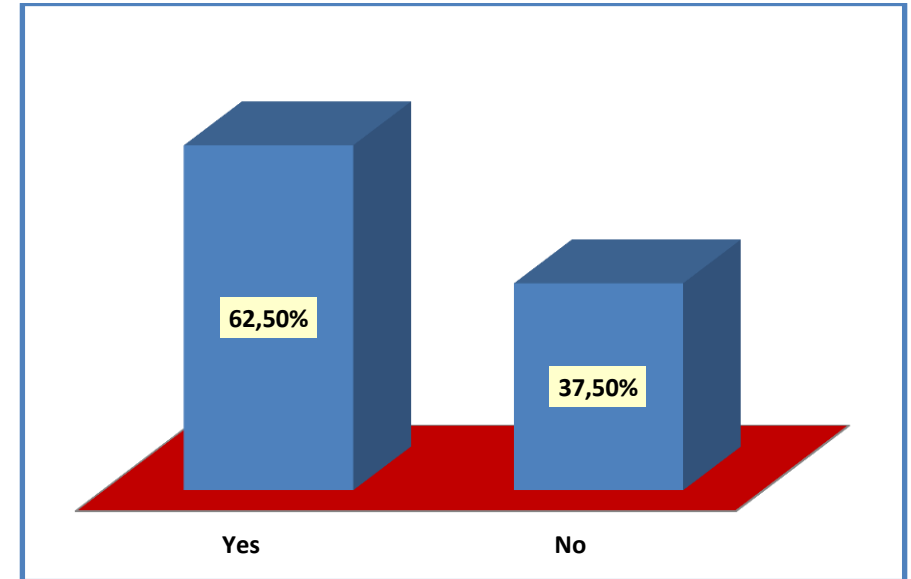
Category	Respondents	Percentage
Lectures in Museums	1	6,25%
No	15	92,75%
Total	16	100%

B.6 Which of the following do you think are good reason for taking part in learning activities?



For 12 of respondents is a category about getting new information and finding out about things the same as a category being more active with 12 persons very important.
11 of interviewed persons want to meet people and have a good social contact. For 2 people is overcoming isolation important.

B.7 Would more information and wider range of learning activities persuade you to take part?

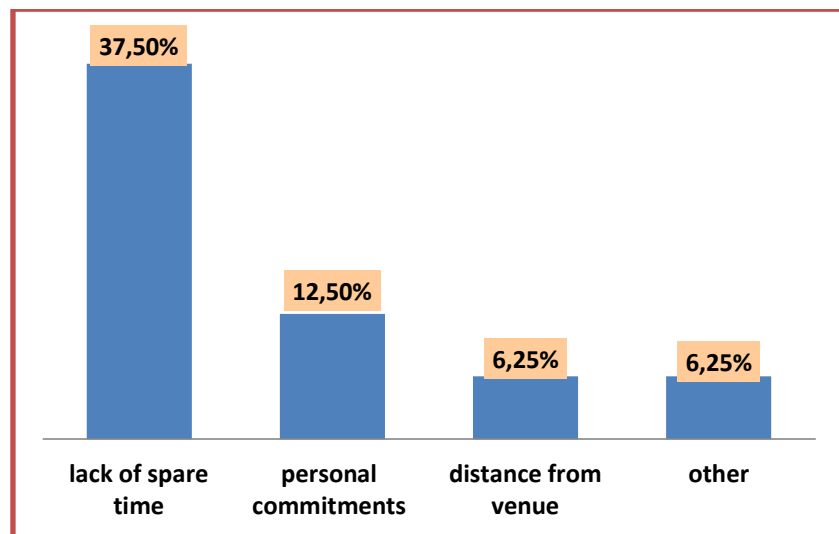


Yes – 10 persons
No - 6 persons

B.8 If yes, which subjects would interest you?

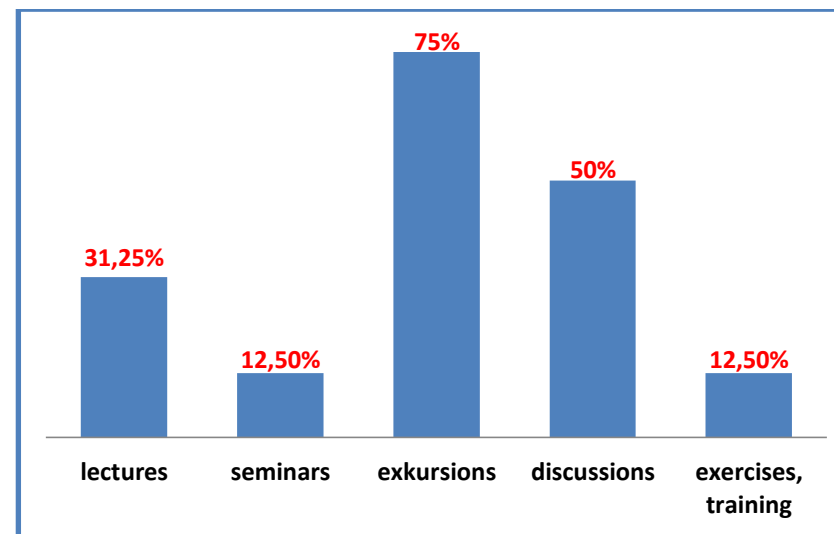
Answers: History, Art, Literature, Sport, Cooking, Political Science

B.9 If no, what would prevent you from taking part?

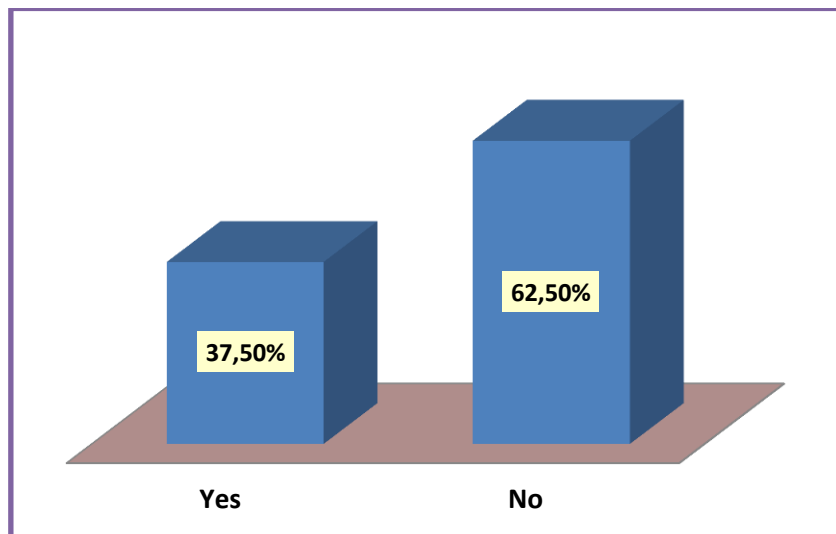


It's interesting that the respondents have their personal health problem, financial problems and the lack of suitable travel facilities not mentioned. These points have been scored as relatively high in the investigations of the other project partners. Lack of spare time have 6 respondents, personal commitments 2 persons.

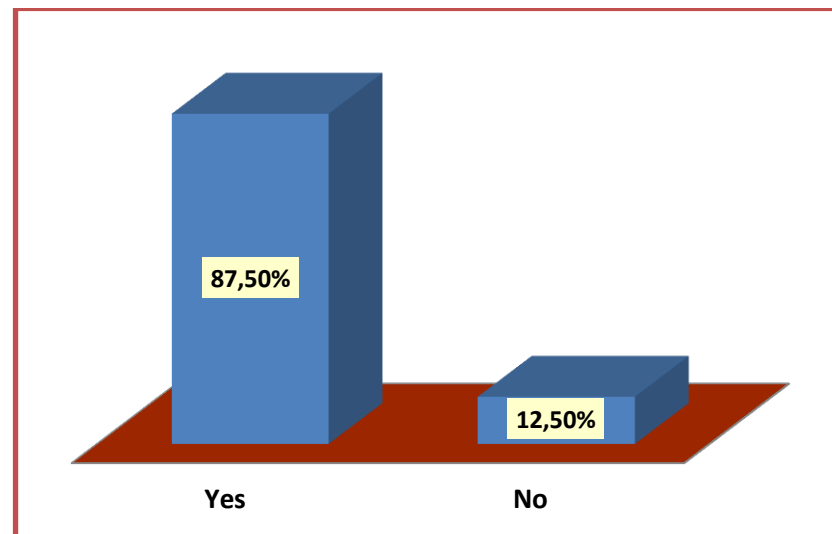
B.10 Which type of education would you prefer?



B.11 Is the social aspect important for you more than internet?



B.12 Would you want to use new media for learning either at home or in a group?



Both issues had similar response: The reason why yes or no? - yes: interpersonal contact is important, greater exchange of views and experiences possible; not every pensioner has a PC; I am not bound by the deadline, I study when and what I want; Internet suits me; no time

B.13 What sort of measures do come to your mind that would make it easier for you to take part in learning?

Category	Respondents	Percentage
Courses on Internet/ CD	7	43,75%
Internet	3	18,75%
CD	3	18,75%
Live transmission via Internet	3	18,75%
Total	16	100%

B.14 If you are not involved in educational activities, what other activities and recreational activities do you practice?

Category	Respondents	Percentage
Reading books	9	56,25%
Gardening	10	62,5%
Babysitting	4	25%
Singing, Music, Sport, Dancing	8	50%
Art activities, Handiwork, Folk art	3	18,75%
Traveling	9	56,25%