

Erasmus+ Project Educational Senior Network

Project Results

from
Chemnitz University of Technology,
Germany

Prof. Dr. paed. habil. Dr.-Ing. Roland Schöne
Dipl.-Ing. Kathrin Weinrich

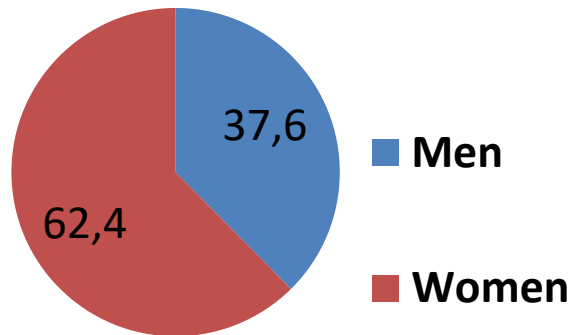
Technische Universität Chemnitz, Seniorenkolleg

Results of the survey of elderly who have so far barely used education (Non-Students)

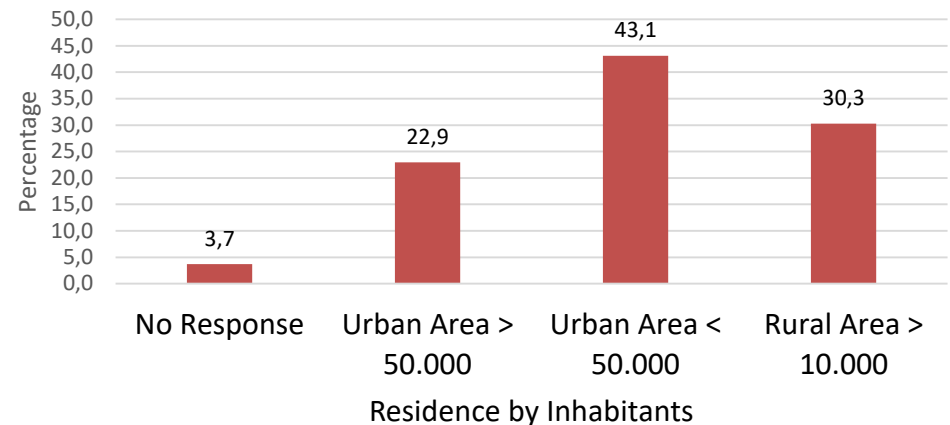
- **109 Respondents**, Period: 2015/2016
- Questionnaire or questionnaire-based interview
- Surveys in Citizens Houses, Citizens Academies, Socio-cultural Centers, Clubs, Welfare Association

Region

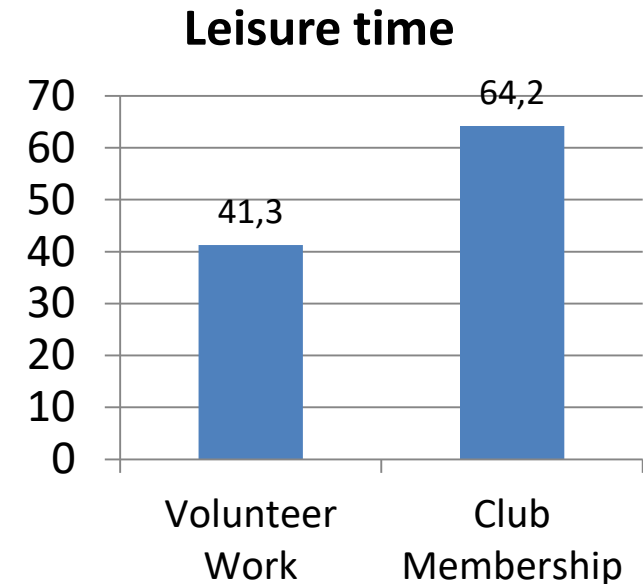
City Chemnitz, Districts Zwickau,
Mittelsachsen and Erzgebirgskreis



Place of Residence



Survey among Non-Students



- **Highest degree:** University 27,5%, Grad. School 31,2%, College 2,8%, Secondary School 22%, Primary School 11,9%
- **Housing Situation:** Living alone 41,3%, together with a Partner 45,0%, with other family members 12,8%

Survey among Non-Students

Preventive grounds for participation in educational programs

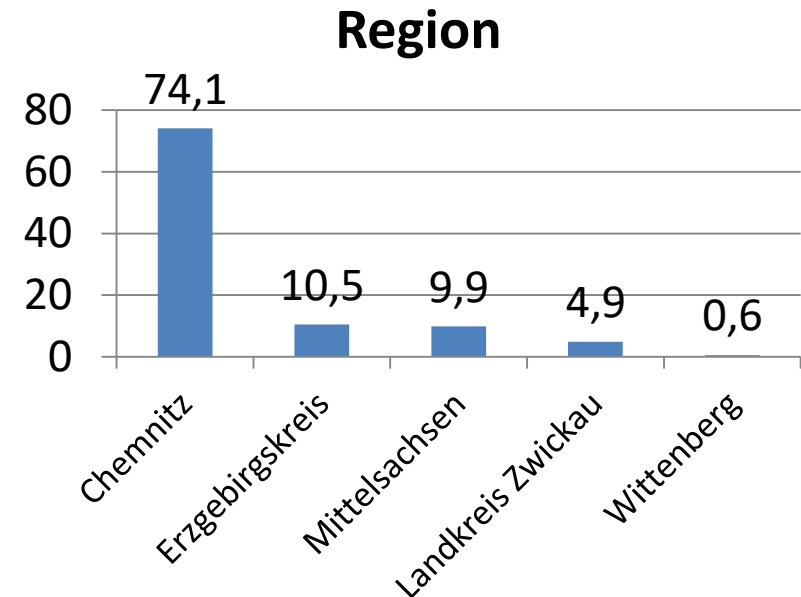
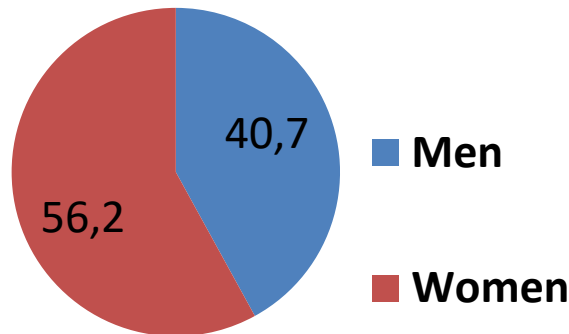
- Mobility - distance from the venue, personal problems / health, lack of leisure, financial problems, care grandson, honorary office etc.

Promotional framework for participation

- Free and less expensive educational opportunities, participation with friends, less personal commitments, more leisure time, better health, accessibility, decent education in rural areas, improved mobility (public transport, carpooling, etc.)

Results of the survey in the Seniorenkolleg

- **164 Respondents = 16% of the participants**
- Period: Mai-Oktober 2016
- Questionnaire or questionnaire-based interview
- Conducting the survey in lectures, courses, excursions and individual interviews



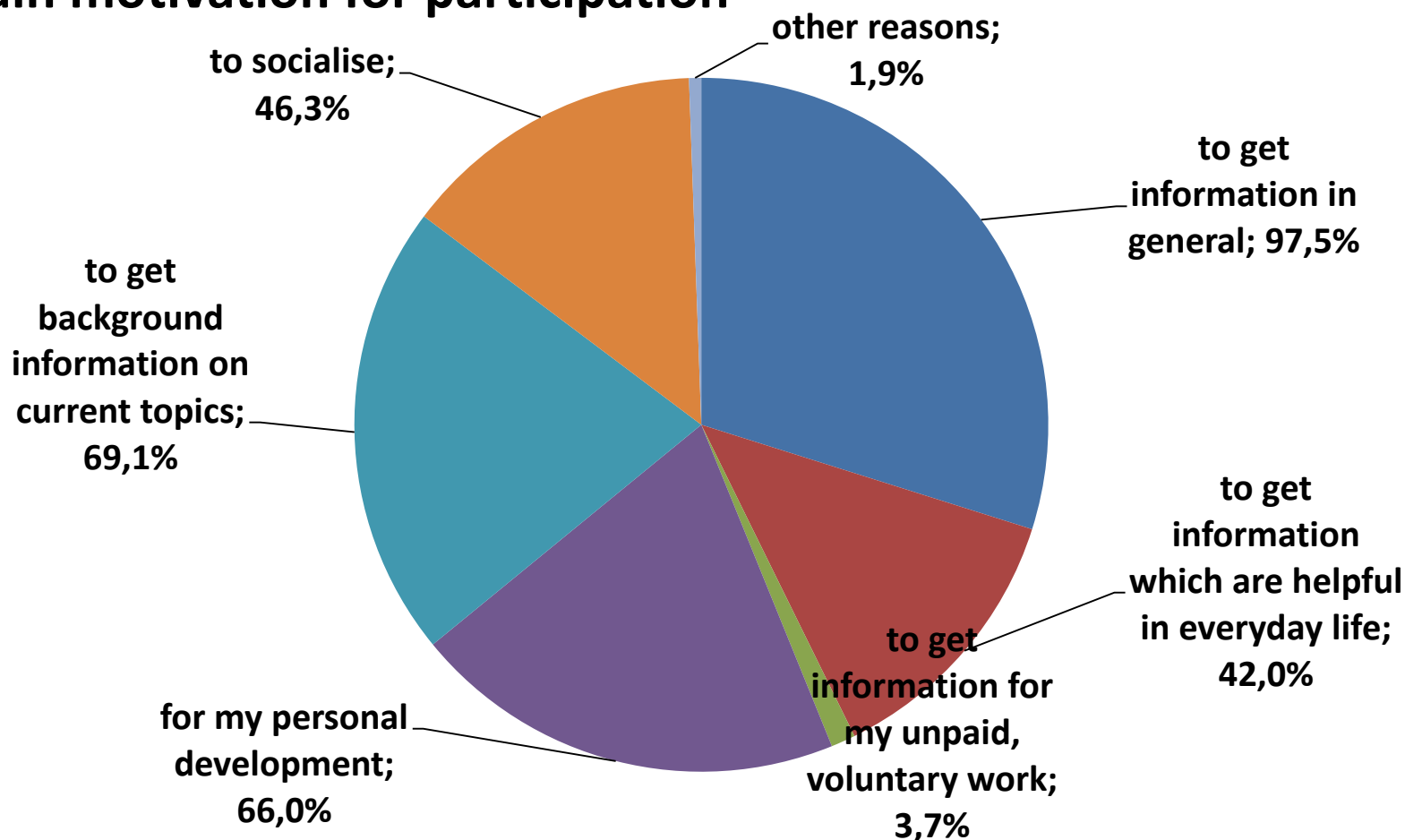
- **Place of residence:**
in cities 73%, in rural areas 16%

Survey in the Seniorenkolleg

- **Age of participants:** between 61 and 70 years: 43.8%, between 71 and 80 years: 51.2%
- **Highest level of education:** University 51,9%, Professional School 31,5% (Total university and technical qualification: 83.4%), Vocational school 8.6%, A Levels 1.2%, Secondary School 5.6%, Primary School 1.2%
- **Housing situation:** Living alone 38,3%, together with a partner 57,4%, with other family members 3,1%
- **Voluntary work:** 28.4%

Survey in the Seniorenkolleg

Main motivation for participation





Survey in the Seniorenkolleg

Satisfaction with education program

- Full approval 12.3%
- Agreement 50.0%
- Partial agreement 32.7%

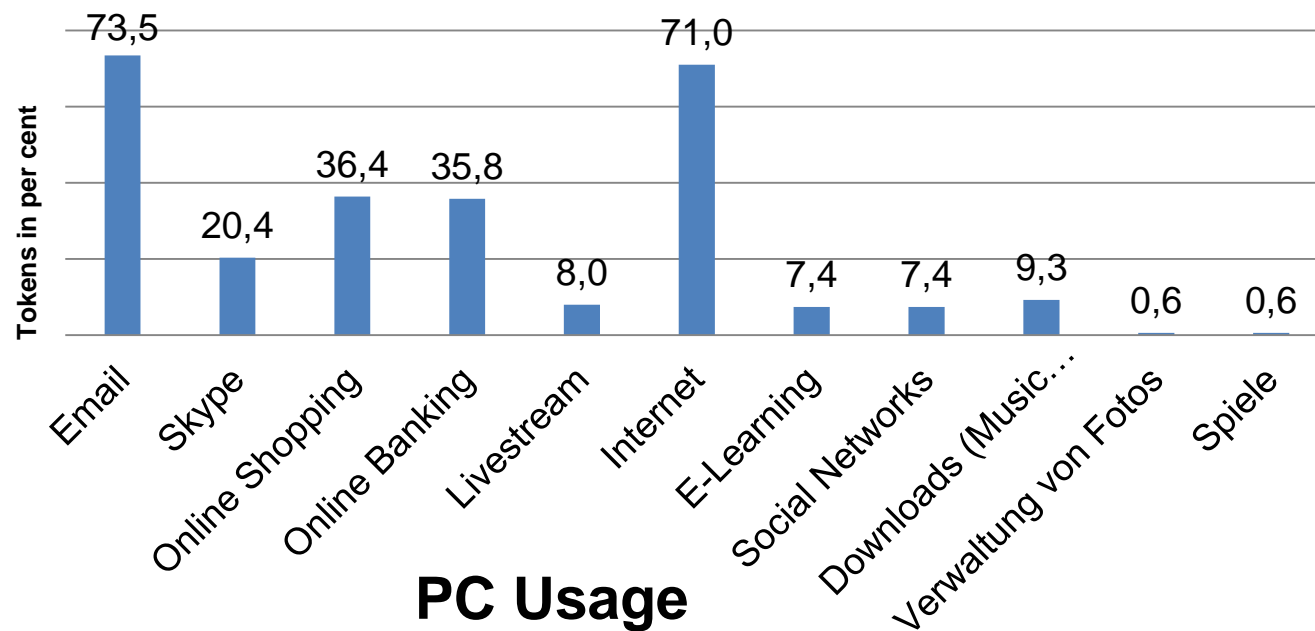
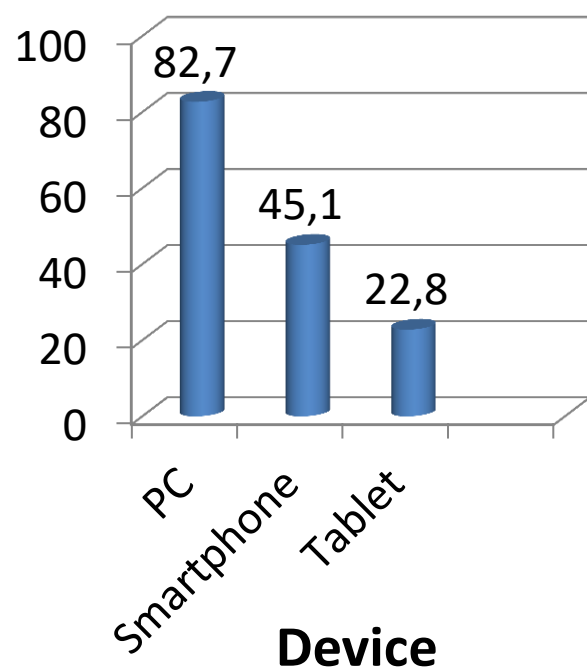
Participation in the next semester: 95%

Reasons for non-participation in some educational offerings (lectures, courses, excursions)

- lack of time
- Topics not of interest
- Personal reasons (care of relatives, honorary office, etc.)
- Health reasons
- Financial reasons (for courses and excursions)

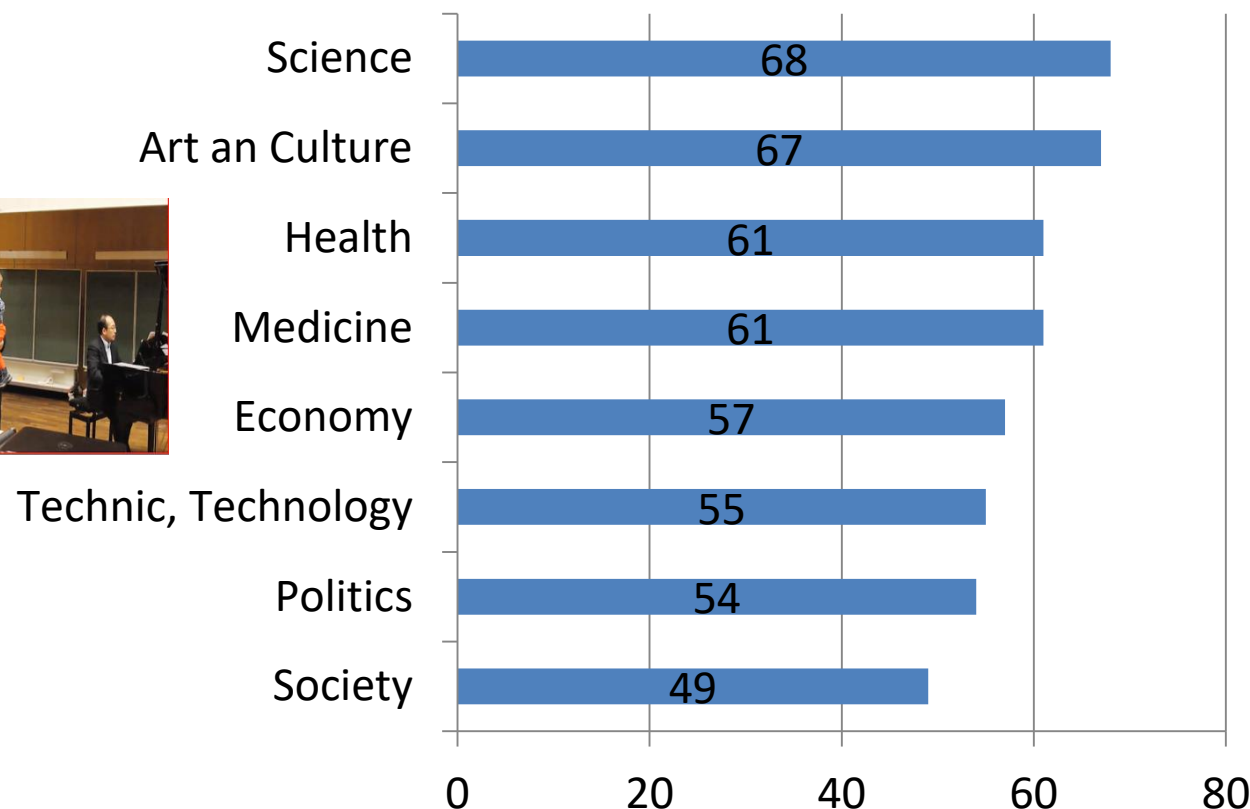
Survey in the Seniorenkolleg

Digital activities



Survey in the Seniorenkolleg

Preferred topics for lectures



Survey in the Seniorenkolleg

Results and conclusions (selection)

- Women 50%, men 50% → **Topic selection for lectures** (technique!)
- Increase of the number of participants from 150 (start 1993) to 1000 (2017), long-term students (10, 15, 20 years) → **Extraction of "young seniors"** (advertising, topics, etc.)
- **More application-orientated knowledge** (application in everyday life) and excursions (deepening the content of lectures on site))
- High percentage of participants with media literacy
→ **Use of new teaching and learning methods**
→ Acquiring **new users for livestream**, especially rural areas
- Improve accessibility
- Increase the **political education** of older application-oriented



EFOS

International EFOS/Erasmus+ Conference Chemnitz 08.-10.06.2017
Education for the Elderly and together with Young People in Europe



Erasmus+

THANK YOU
for your attention

More Information:

www.edusennet.efos-europa.eu

www.tu-chemnitz.de/seniorenkolleg

© Prof. Dr. Roland Schöne, Dipl.-Ing. Kathrin Weinrich
Chemnitz University of Technology, Germany
Project Results from U3A Chemnitz

